




**MOST FAMOUS PERSONALITY
IN COMPUTER FIELD**

Windows 10
Famous Personalities
 Turning failures into success stories



**GANGA
 INTERNATIONAL
 SCHOOL,
 HIRAN KUDNA,
 HOLIDAY HOMEWORK
 (2022-23)**

Dear Parents
Warmest Greetings!

‘Summer Vacation is a sweet encouragement for your hard work with deep love.’
Summer vacation forms an integral part of every child’s life. As summer rolls around, students ardently wait for the vacation to start to spend time with the loved ones, relax and rejuvenate.

Who wouldn’t love to have a fun-filled vacation? Certainly, summer vacation time is exquisite and it also is the best time to learn new things and pursue their hobbies. Therefore, children need to utilize this time more wisely in dynamic learning. As parents it’s important for you to keep your kids active and engaged with a variety of fun-engaging games and activities. It will help enrich their skills and keep them entertained during their break.

Reading is one of the best summer-time activities as it helps to improve their reading skills, helps to gain knowledge, increase vocabulary, etc. Summer vacation can be made interesting by going for trips as they give kids chance to explore the world with fresh air, exercise, and observation. Engaging kids in arts and crafts, gardening, watching movies, cooking, learning new skills, joining online courses, helping parents in daily chores, etc. help in the child’s growth and development.

How can one ignore studies during summer vacation?

Dear parents, holiday homework provides the perfect opportunity to students to keep their ‘intellectual mind’ ticking over, and keeps them challenged and stimulated. It develops vital skills such as independent research, enhancing knowledge, etc. which ultimately helps them to prepare for university life. Parents’ role in encouraging children to do their holiday task is an undeniably a major one. Therefore, you are expected to render your whole-hearted support to your kids in completing their homework. Thus, summer vacation can prove to be a time of fruitful exuberance as children reap benefits from them if spent wisely and intelligently.


Hope you all enjoy your family time, laughter, and have fabulous memories!
We wish you all a safe and fun summer time!
Happy Summer Vacation!

Regards
Principal
Ganga International School
Hiran Kudna, New Delhi



**GANGA INTERNATIONAL SCHOOL, HIRAN KUDNA
HOLIDAY HOMEWORK (2022-23)
CLASS IV**

Homework Folder



Student.....

Summer Vacations are here. A few vital suggestions are listed below to make the vacations more exciting and fruitful than ever before:

- Keep at least half an hour a day for sharing experiences with your child.
- Encourage your child to speak in English. Fix one hour in a day when you communicate with your child only in English.
- Tell your child different stories regularly and encourage him/her to describe what he/she would do in a similar situation. Here are a few suggested titles which you can read with your child. a. Hare and the Tortoise b. Emperor's New Clothes . Thumbelina .
- Let your child colour, draw, paint, play with water and sand etc. . Restrict his or her television watching, confining it to interesting children's programs, cartoon films, discovery channels etc. .
- To improve the formation of letters, make your child write a page everyday. Develop self help skills: Let your child dress and feed on his/her own. Make him understand the importance of cleaning his room and putting away toys and belongings after use. .
- Take your child out for picnics and to other places of his/ her interest. Ask him/her to make a note of all the places he/ she visits and the things he/she sees so that he/she is able to discuss his/her experience in class after the vacation.




5TH JUNE

Let's germinate one seed
pics



19TH JUNE

Make a card for father



21ST JUNE

Celebrate yoga day and share
pics

ENGLISH

General Instructions –

1. The Holidays home work must be done in a very neat and presentable manner. Questions must be done in the given sequence.
2. The child will be assessed for the presentation, neatness, completion of all the given questions and timely submission.
3. For the project, wherever it is mentioned, strictly adhere to the instructions.
4. Complete the work on A-4 size sheet or as directed.
5. Put all of them into a self-made folder and label the folder as well.
6. Last but not least, revise all the subjects as it will help you for future assessments.

Project: (Reading ,Writing, Thinking and Listening Skills)

A. Look at the following entry for the word **aroma** in an online dictionary. It is an Indian word which is now used commonly in English:-

*Follow the steps and find the meanings of the words given below:-

1. Go to Google search.
2. Type the meaning or word and click on the search option.
3. A page will open. Listen to the pronunciation of that word by clicking on (speaker Icon) beside the word. Write the meaning of that word on an A4 size sheet and frame a sentence with that word and also write whether it's a noun or a verb.

Use an online dictionary to find the meanings of these words of Indian origin.

Scrumptious scented enforcement brink cowed

Stroll render Strode snuggle. conclave

ACTIVITY ((Reading ,Writing and Thinking Skills)

A. Though Aaditya was from a good city,he decided to work in a village .If you had a choice would you live in a city or a village? Form two groups (mother and you, sister and you, grandmother and you)and have a discussion on the topic: is city life *better than living in a village* ? Write it on A- 4 size sheet.You can use the following points

GROUP A : City life is better.

- * Big buildings , schools , hospital
- * Lots of things to do and people to meet.
- * Variety of food and transport

rushed than the city.

City

Village

Useful words and phrases.

- * I feel that

GROUP B : Village life is better

- * Lots of trees and greenery
- * Clean air and no pollution
- * Less



- * I believe that..
- * I agree with you , but...
- * I do not agree with this point
- *



B. Writing Skills

Family Time:- As the holidays are also a time for families to get together, you have to interview your family, create a family tree and collect stories about them (hobbies, liking, disliking, their childhood memories etc). This will help you practice asking questions, to listen, and write the content in a logical manner.

C. Speaking and Listening Skills:-

Pronunciation is important for being understood. Learning to pronounce words correctly takes drilling and constant practice. Students need to know how words are pronounced and the way to pronounce them.

Below is a list of 3 apps we recommend for language learners to improve their pronunciation.

1. Learn a new word every day.
2. Write whether it's a Noun , Verb , Adjective or Adverb.
3. Frame a sentence from it and add a conjunction to it.
4. Add a punctuation mark to it. (full stop, comma , exclamation or question mark) Ex: delicious : adjective .

Sentence : My mother and sister baked a delicious brown bread. (and :- conjunction)

Sounds: The Pronunciation App [Say It: English Pronunciation](#) [Learn English Sounds Right](#)



Learn with fun

Holidays are the best time for self practice and self improvement.

You have to write a few lines about your day or week. If possible, capture a moment on camera and write about it. Take an image of any interesting activity that you enjoy like , watching a **spider web in the garden, playing games or doing exercises with your sibling , any cooking activity, time spent with your grandparents etc..** You can share the photograph and record an audio/video while doing those activities .

Share the same audio/video with your teachers through mail.

D. Speaking and Listening skills

Just like the cook whips up a recipe by putting in special ingredients an author creates a story by using special ingredients too! These are called story elements.

Read any one of the following books and complete the format using special elements.

1. Gulliver's travel-by Jonathan Swift
2. Malgudi adventure-by R.K Narayan
3. Oliver twist- by Charles Dickens
4. School days- by Ruskin Bond
5. The famous five novel series (any one)- Enid Blyton

A story is about something that happened! It answers the questions.

What? Who? When? Where? Why?

- **Make sure you use past tense to complete your story**

STORY ELEMENTS

Name of the story _____

What happened in the story?

Characters	The Story	Settings
Name and describe	Title and Author	When and where
Problem *Describe the <u>problem in story.</u>	Solution *Describe how the <u>problem was solved.</u>	What you learnt from the story. <input type="text"/>

E. Write a paragraph or a self composed poem on the topic- ' Clean Water and Sanitation ' on an A-3 size sheet. Draw or paste beautiful pictures

related to it.

HINDI

सामान्य निर्देश :-

- 1) सभी प्रश्न करने अनिवार्य हैं।
- 2) लिखित प्रश्न A4 पेजों पर कीजिये।
- 3) क्रियाकलाप के लिए घर पर उपलब्ध बेकार चीजों का प्रयोग आकर्षक ढंग से कीजिये।

गतिविधि -1 घर में पड़ी खाली बोतल, डिब्बे, बेकार बर्तन आदि में पौधे लगाए या चिड़ियां के लिए पानी रखें। प्रतिदिन नज़र रखें चित्र खींचें व अपना अनुभव अपने शब्दों में लिखें। चित्र भी चिपकाएं।

गतिविधि -2 अनुच्छेद लेखन कार्य -

विषय - "मैंने गर्मी की छुट्टियां कैसे बिताईं"

अपने अनुभवों को अपने शब्दों में लिखें और चित्रों के साथ दर्शाएं।

गतिविधि - 3 रामायण के किसी भी एक पात्र के बारे में जानकारी एकत्र करें व चित्र सहित उस पात्र के बारे में अपने शब्दों में लिखिए।

गतिविधि - 4 कक्षा में पढ़े हुए पाठ्यक्रम को दोहराए और याद करें।

गतिविधि - 5 नीचे दिए गए चित्र का वर्णन कीजिये।

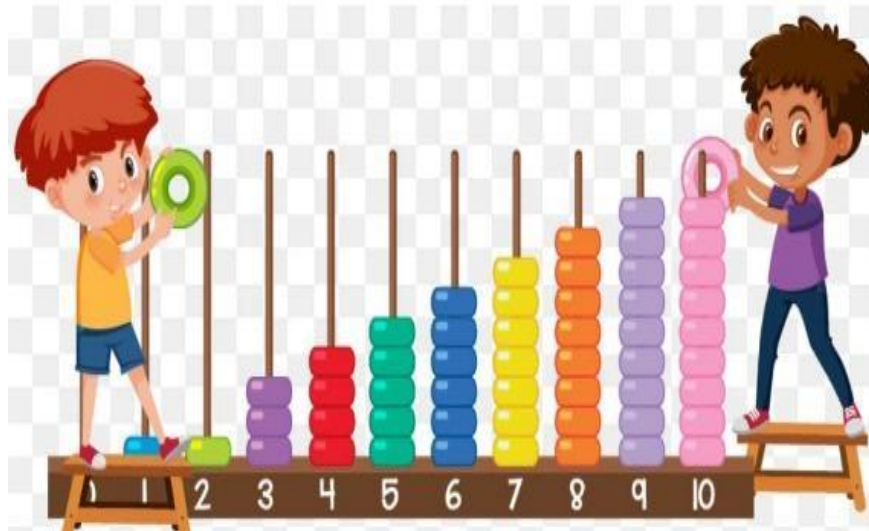


MATHEMATICS

General Instructions:

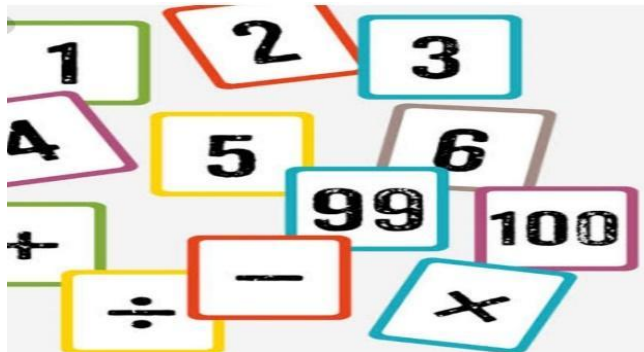
1. All work should be done on an A-4 size sheet.
2. Mention your name, class, section and admission no. clearly on the top of all sheets.
3. Put them into a self-made folder and label the folder as well.

Activity 1: Make a model of abacus till crore place

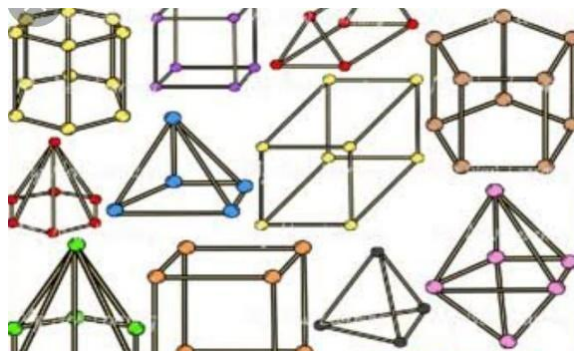


Activity 2: Make a collage of a city using different 2D and 3D shapes (paste pictures or draw)

Activity 3: Prepare any game based on number cards



Activity 4: With the help of clay and sticks make five 3-D shapes.



Activity 5: Project:

1. Make your own measuring mug using any waste bottle.
2. Make lemonade and fill the following information.
 - a. Capacity of mug in milliliter _____
 - b. 1 liter = _____ milliliter
 - c. How much lemonade is in the cup = _____
 - d. How many glasses of lemonade can you fill with this



3. Learn tables from 2 to 20

EVS

General Instructions:

- Revise all the chapters done so far.
 - Do all the work on A-4 sized sheets / a thin scrapbook.
1. **Let's make memories- MEMORABILIA-** Create a special album of your grandparents (maternal/paternal) and find their favorite food, color, hobby, game, fruit, film star, song, movie, drink, place (any 8 things) and paste pictures of these in the album that you create
 2. Collect the fallen leaves of at least 10 different plants. Use your imagination and create any creature of your choice (rat, turtle, fish, butterfly, spider).

3. **Let's watch T.V. informative** -Watch Animal Planet channel/Discovery Channel and choose any five unusual animals and write a few interesting facts about them .

4. **Let's try our hands at art- Make beautiful charts on A-3 sheets according to the Roll No. given:**

- 1-10- Different types of Beaks
- 11-20 Different types of claws
- 21-30 Parts of a plant/ Types of roots
- 31-40 Types of teeth
- 41-45 Types of bridges.

COMPUTER

1. Revise Lesson-1 and 2
2. Do the given worksheet in a thin Scrap book and mention your name, class, section and admission no. clearly on the top.
3. Take printouts wherever required.

Subject: Computer (Worksheet)

1. Write a short note and stick pictures for the same:

IT Personalities	Images	Short Note
Lady Ada Lovelace		
Sundar Pichai		
Satya Narayan Nadella		

Bill Gates		
Charles Babbage		

2. Quick Quiz

- Who invented the Compact Disc? _____
- Which day is celebrated as World Computer Literacy Day?

- What is the extension of PDF? _____
- What is the expansion of COBOL? _____
- What is the expansion of SMS? _____
- Which IT company's nickname is ' The Big Blue '? _____
- When was the first smartphone launched? _____

3. Ayan wants to buy an external hard disk with a storage capacity of 500 GB, but his brother wants a hard disk with a capacity of 1 TB. Their father asked them the questions given below. Can you help Rayan and his brother with the answers?

- Which hard disk has more capacity- the 500 GB one or the 1 TB one?
- What is the full form of GB, TB, MB, and KB?
- Name any one other external storage device
- Name any one internal storage device.

4. Collect pictures of various TOPICS from computer magazines, Internet etc. and make an informative chart on :-

a. Roll no.1-7

TYPES OF STORAGE DEVICES

b. Roll no. 8- 15

HARDWARE AND SOFTWARE

c. Roll no. 16-23

OPERATING SYSTEM-WINDOWS 10

d. Roll no. 24-31

TYPES OF MEMORY

e. Roll No. 32

INPUT, OUTPUT AND PROCESSING UNIT

5. Design a poster using MS Word on the topic "**SAVE ENVIRONMENT**". Insert Graphics, clipart, auto shape. Get a coloured printout.

HURRAY! IT'S TIME FOR FUN AND PLAY!

IT'S TIME FOR HOLIDAYS!!

Longer days and shorter nights

Dark shades & brighter lights

Favorite music & best friends

Keep away pencils, keep away pens.

Make these days the time of

your life And make the nights

just as right This time only

comes once a year

So live it up without inhibition and fear.

This summer break try and make a

difference.

HAPPY
SUMMER
VACATION!

The text 'HAPPY SUMMER VACATION!' is rendered in a 3D, cut-out style. Each letter is filled with a different vibrant summer scene. 'H' shows a beach with a lifeguard stand. 'A' is blue with white waves. 'P' features a beach with a yellow lifeguard stand. 'P' shows a sandy beach with a beach ball. 'Y' is filled with a beach scene. 'S' shows a beach with an American flag. 'U' features a beach with a lifeguard stand. 'M' shows a beach with a lifeguard stand. 'M' shows a beach with a lifeguard stand. 'E' shows a beach with a lifeguard stand. 'R' is a green palm leaf. 'V' shows a beach with a lifeguard stand. 'A' shows a beach with a lifeguard stand. 'C' shows a beach with a lifeguard stand. 'A' shows a field of sunflowers. 'T' shows a beach with a lifeguard stand. 'I' shows a beach with a lifeguard stand. 'O' shows a beach with a lifeguard stand. 'N' shows a field of green grass. '!' shows a firework exploding in the night sky.

