




MOST FAMOUS PERSONALITY IN COMPUTER FIELD

Windows 10
Famous Personalities
Turning failures into success stories

A grid of small portraits of famous personalities, including Bill Gates, Mark Zuckerberg, and others.

**GANGA
INTERNATIONAL
SCHOOL,
HIRAN KUDNA,
HOLIDAY HOMEWORK
(2022-23)**

Dear Parents
Warmest Greetings!

‘Summer Vacation is a sweet encouragement for your hard work with deep love.’
Summer vacation forms an integral part of every child’s life. As summer rolls around, students ardently wait for the vacation to start to spend time with the loved ones, relax and rejuvenate.

Who wouldn’t love to have a fun-filled vacation? Certainly, summer vacation time is exquisite and it also is the best time to learn new things and pursue their hobbies. Therefore, children need to utilize this time more wisely in dynamic learning. As parents it’s important for you to keep your kids active and engaged with a variety of fun-engaging games and activities. It will help enrich their skills and keep them entertained during their break.

Reading is one of the best summer-time activities as it helps to improve their reading skills, helps to gain knowledge, increase vocabulary, etc. Summer vacation can be made interesting by going for trips as they give kids chance to explore the world with fresh air, exercise, and observation. Engaging kids in arts and crafts, gardening, watching movies, cooking, learning new skills, joining online courses, helping parents in daily chores, etc. help in the child’s growth and development.

How can one ignore studies during summer vacation?
Dear parents, holiday homework provides the perfect opportunity to students to keep their ‘intellectual mind’ ticking over, and keeps them challenged and stimulated. It develops vital skills such as independent research, enhancing knowledge, etc. which ultimately helps them to prepare for university life. Parents’ role in encouraging children to do their holiday task is an undeniably a major one. Therefore, you are expected to render your whole-hearted support to your kids in completing their homework. Thus, summer vacation can prove to be a time of fruitful exuberance as children reap benefits from them if spent wisely and intelligently.


Hope you all enjoy your family time, laughter, and have fabulous memories!
We wish you all a safe and fun summer time!
Happy Summer Vacation!

Regards
Principal
Ganga International School
Hiran Kudna, New Delhi



**GANGA INTERNATIONAL SCHOOL, HIRAN KUDNA
HOLIDAY HOMEWORK (2022-23)
CLASS V**

Homework Folder



Student _____

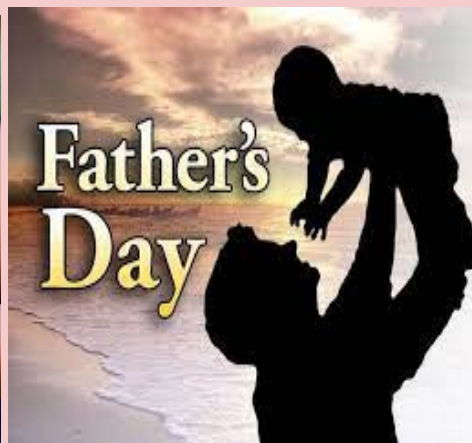
Summer Vacations are here. A few vital suggestions are listed below to make the vacations more exciting and fruitful than ever before:

- Keep at least half an hour a day for sharing experiences with your child.
- Encourage your child to speak in English. Fix one hour in a day when you communicate with your child only in English.
- Tell your child different stories regularly and encourage him/her to describe what he/she would do in a similar situation. Here are a few suggested titles which you can read with your child. a. Hare and the Tortoise b. Emperor's New Clothes . Thumbelina '
- Let your child colour, draw, paint, play with water and sand etc. ' Restrict his or her television watching, confining it to interesting children's programs, cartoon films, discovery channels etc. '
- To improve the formation of letters, make your child write a page everyday. Develop self help skills: Let your child dress and feed on his/her own. Make him understand the importance of cleaning his room and putting away toys and belongings after use. '
- Take your child out for picnics and to other places of his/ her interest. Ask him/her to make a note of all the places he/ she visits and the things he/she sees so that he/she is able to discuss his/her experience in class after the vacation.




5TH JUNE

Let's germinate one seed



19TH JUNE

Make a card for father



21ST JUNE

Celebrate yoga day and share pics

ENGLISH

General Instructions:

- All work should be done on an A-4 size sheet.
- Mention your name, class, section and admission no. clearly on the top of all sheets.
- Put them into a self-made folder and label the folder as well.

Activity 1: Design a magazine for children aged between 9-11 years. Choose an interesting name for your magazine. Make a colorful cover page. It must have an index. The magazine can comprise of 12-15 pages. Any four-five topics can be chosen out of these listed below.

Current Affairs

Amazing Facts

Stories

Jokes

Proverbs

Scrambled words

Poems

Advertisements

Activity 2: Share your holidays with us and write a journal of at least a fortnight of your holidays. You can supplement it with photographs and souvenirs from your trip. E.g: If you visit the beach, you can stick shells into your journal or If you went to a mountain you can stick a fern or a flower to support your work, even a ticket stub would be nice.

Use a small scrapbook and cover the book with special designs of your choice. It will be evaluated on the basis of: -

1. Cover page and creativity

2. Content and Material

Activity 3: Write a report of the book read by you. The guideline for writing the report is given below.

BOOK REPORT

Name of the Book:

Author's Name:

Major Characters (and a description of each one):

Summary of the book/ story in your own words:

Activity4: Project- Choose any famous story based on the importance of unity and teamwork and change its end according to your imagination. Write this in a scrapbook, paste pictures related to it.

HINDI

सामान्य निर्देश :-

- 1) सभी प्रश्न करने अनिवार्य हैं।
- 2) लिखित प्रश्न A4 पेजों पर कीजिये।
- 3) क्रियाकलाप के लिए घर पर उपलब्ध बेकार चीजों का प्रयोग आकर्षक ढंग से कीजिये।
- 4) निम्नलिखित क्रियाकलापों को स्वरचित फोल्डर में एकत्र करें। और फोल्डर को आकर्षक व सुंदर ढंग से सजाए।

गतिविधि -1 जीवन के वर्तमान वर्ष में

महामारी का हुआ ऐसा आना ,

अपने ही जीवन के कुछ

अनजाने पहलुओं को मैंने पहचाना।

मैंने जाना _____

महामारी से बचाव के लिए लॉकडाउन में रहते हुए जीवन के अद्भुत अनुभवों को शब्दों में पिरोकर उपरोक्त कविता को अपने शब्दों में पूरा कीजिये।

गतिविधि -2 कहानी लेखन कार्य -

आपके घर में कोई बहुत पुराना बर्तन पड़ा है। अपने घर के बड़े से पूछकर इससे संबंधित कोई मजेदार कहानी लिखिए व बर्तन का चित्र भी लगाइए।

गतिविधि - 3 कोलाज बनाइये - भारत के विभिन्न राज्यों की भाषाओं व उस राज्य के परिधानों के चित्र चिपकाएं। साथ ही आप जिस राज्य से है उस राज्य के परिधान में तैयार होकर फोटो खींचें व कोलाज के मध्य में चिपकाएं।

गतिविधि - 4 हिंदी शब्दकोश निर्माण - प्रत्येक वर्ण से 5 शब्द लिखकर उनके अर्थ लिखें और साथ ही उनके आगे संज्ञा , सर्वनाम , विशेषण , क्रिया पद भी अंकित करें। शब्दकोश का मुख्य पृष्ठ भी आकर्षक बनायें।

गतिविधि - 5 कक्षा में पढ़े हुए पाठ्यक्रम को दोहराए और याद करें।

MATHEMATICS

General Instructions:

- All work should be done on an A-4 size sheet.
- Mention your name, class, section and admission no. clearly on the top of all sheets.
- Put them into a self-made folder and label the folder as well.

Activity 1: Collect any 5 landline contact numbers and write them in the Indian and International system of numerations.

Activity 2: Prepare any business game based on fundamental operations (Addition, Subtraction, Multiplication and Division)

Activity 3: Collect any 5 Sudoku from Newspaper/ Magazine, solve it and paste them on an A-4 size sheet.

Activity 4: It's time to surprise your mother! Do some fireless cooking, write its ingredients in the grams.

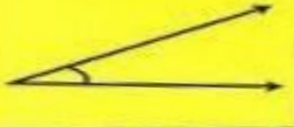




Ingredients Name	Quantity (in grams)
1. _____	_____
2. _____	_____
3. _____	_____
4. _____	_____
	Total _____

Activity 5: Project [According to the first alphabet of student's name]

1. **A to F – Make a model of the City using 3-D shapes.**



2. **G to L – Use ice-cream sticks, show different angles.**

Acute Angle	Right Angle	Obtuse Angle	Straight Angle	Reflex Angle
				
An angle that measures less than 90° .	An angle that measures exactly 90° .	An angle that measures more than 90° .	An angle that measures exactly 180° .	An angle that measures between 180° and 360° .

3. M to R – Rangoli using different shapes.



4. S to Z – Draw a chart of the international system of numeration.

EVS

General Instructions:

- Revise all the chapters done so far.
- Do the holiday homework on A-4 size sheets/ a thin scrapbook.
- Put them into a self-made folder and label the folder as well.

1. **Grow baby plants from seedless plants-** It might surprise you that few vegetables (carrot, turnip, onion, potato) can be used to grow baby plants. Let's see how:

- Put the top of the carrot or turnip into a deep dish leaving some space between them
- Pour water into the dish till vegetable tops are covered with water.
- Add some water every day to maintain water level. After 10 days you will see seedlings coming out of them, plant them in pots and take care of them during your holidays.
- Click pictures at every step and paste them in your scrapbook.

2. **Go Green** -5th June is the World Environment Day- Let's contribute to this in our own special way.

Make your own handmade sheet by recycling old newspapers. / Try your hand at Papier Mache Art.

Material Required: Old newspaper, water, a container, mixer, two plastic sheets, watercolor and a roller pin.

Procedure: * Tear up your scrap/ old newspapers into small (about one inch) pieces and soak them in warm water in a container.

- * After 2-3 days, take out the paper bits and blend it in a blender or mixer to make smooth pulp.
- * Add watercolor in it of your own choice for a colorful sheet.
- * Drain extra water from the pulp using a strainer.
- * Place the plastic sheet on a flat surface
- * Pour your pulp mixture on it and spread the pulp well. Now, cover it with another plastic sheet.
- * Take a roller pin and roll over it until it is thin like a chapati.
- * Remove the above sheet and keep it to dry.
- * Do not disturb the paper until it is totally dry.
- * Your handmade sheet is ready. You can make cards, paper bags etc.
- * The pulp can also be used for making items like bowls, a mask, a pen holder. (Surf the internet to find out ideas about this art. (papier mache').

3. You leave your footprints when you walk on sand. There is a term '**Carbon footprint**'. What does this mean? Find out the factors causing it and what can be your contribution towards reducing your carbon footprint. Write a paragraph on an A-4 size sheet explaining it.

4. PROJECTS: PLANT YOUR SEEDS

Take a clay pot or a tin can with a wide mouth. Make a small hole at the bottom of the can. Fill your can with soil. Put four or five seeds of the same kind in the soil and press them gently such as mustard (sarson), fenugreek (methi), sesame (til) or coriander (dhania).

WRITE

Name of the seed: _____.

The date on which you planted them: _____.

The day you observe something coming out of the soil, start filling the table.

DATE	HEIGHT OF THE PLANT (IN CM)	NUMBER OF LEAVES SEEN	ANY OTHER CHANGE

ACTIVITY:

- Take some chana and three bowls.
- Put five chana in the first bowl and fill it up with water
- Put a damp piece of cloth or some cotton wool in the second bowl. Now keep the same number of chanas in it. Make sure that the cotton wool or cloth remains wet.
- Put the same number of chanas in the third bowl. Do not put anything else in it. Cover all the three bowls

	Bowl 1	Bowl 2	Bowl 3
Are the seeds getting air?	NO	YES	YES
Are the seeds getting water?			
What changes did you see?			
Have the seeds sprouted?			



5. Let's make charts on A-3 size sheets according to the Roll No. given below:

1-10 Germination of seed

11-20	Digestive System
21-30	Food chain/ food web
31-40	Life cycle of a mosquito
41- 45	Different types of joints in the body

COMPUTER

1. Revise Lesson-1 and 2
2. Do the given worksheet in a thin Scrap book and mention your name, class, section and admission no. clearly on the top.
3. Take printouts wherever required.

Subject: Computer (Worksheet)

1. Name+paste the famous I.T Personalities:

- a. Microsoft(Co-founder)_____
- b. APPLE (Chairman & CEO)_____
- c. Founded Google_____
- d. Infosys (Co-Founder)_____
- e. Sun Microsystems (Co-Founder) _____
- f. Founder of Yahoo_____
- g. Invented WWW_____
- h. The First Programmer_____

2. Tick the correct option:

- a. Spreadsheet (WinZip/Microsoft excel)
- b. Word processor(Corel Draw/Microsoft Word)
- c. Graphics Software(Microsoft Paint/ Microsoft Word)
- d. Presentation Software(Microsoft Access/ Microsoft Powerpoint)

3. Write the storage capacities of the following devices:

- a. Hard Disk b. DVD c. CD d. Pendrive

4. Write the names and paste colored pictures of Inventors.

Analytical Engine – _____, Pascaline – _____, Difference Engine - _____

Napier's Bone's – _____, Abacus – _____, Mark I- _____

5. Project- Make a 3D model or Chart using cardboard, colored sheet and

other required material according to your roll numbers

- a. Roll no.1-7 Abacus+Chart on Storage Devices
- b. Roll no. 8- 15 Palmtop +Chart on GENERATIONS OF COMPUTER
- c. Roll no. 16-23 Chart on GENERATIONS OF COMPUTER +Smartphones
- d. Roll no. 24-31 Laptop Computer + Chart on inventors and their inventions in IT
- e. Roll No. 32 onwards Desktop Computer+Chart on inventors and their inventions in IT

HURRAY! IT'S TIME FOR FUN AND PLAY!

IT'S TIME FOR HOLIDAYS!!

Longer days and shorter nights

Dark shades & brighter lights

Favorite music & best friends

Keep away pencils, keep away pens.

Make these days the time of

your life And make the nights

just as right This time only

comes once a year

So live it up without inhibition and fear.

This summer break try and make a

difference.

HAPPY
SUMMER
VACATION!

