


MOST FAMOUS PERSONALITY IN COMPUTER FIELD



**GANGA
INTERNATIONAL
SCHOOL,
HIRAN KUDNA,
HOLIDAY HOMEWORK
(2022-23)**

Dear Parents
Warmest Greetings!

‘Summer Vacation is a sweet encouragement for your hard work with deep love.’
Summer vacation forms an integral part of every child’s life. As summer rolls around, students ardently wait for the vacation to start to spend time with the loved ones, relax and rejuvenate.

Who wouldn’t love to have a fun-filled vacation? Certainly, summer vacation time is exquisite and it also is the best time to learn new things and pursue their hobbies. Therefore, children need to utilize this time more wisely in dynamic learning. As parents it’s important for you to keep your kids active and engaged with a variety of fun-engaging games and activities. It will help enrich their skills and keep them entertained during their break.

Reading is one of the best summer-time activities as it helps to improve their reading skills, helps to gain knowledge, increase vocabulary, etc. Summer vacation can be made interesting by going for trips as they give kids chance to explore the world with fresh air, exercise, and observation. Engaging kids in arts and crafts, gardening, watching movies, cooking, learning new skills, joining online courses, helping parents in daily chores, etc. help in the child’s growth and development.

How can one ignore studies during summer vacation?

Dear parents, holiday homework provides the perfect opportunity to students to keep their ‘intellectual mind’ ticking over, and keeps them challenged and stimulated. It develops vital skills such as independent research, enhancing knowledge, etc. which ultimately helps them to prepare for university life. Parents’ role in encouraging children to do their holiday task is an undeniably a major one. Therefore, you are expected to render your whole-hearted support to your kids in completing their homework. Thus, summer vacation can prove to be a time of fruitful exuberance as children reap benefits from them if spent wisely and intelligently.


Hope you all enjoy your family time, laughter, and have fabulous memories!
We wish you all a safe and fun summer time!
Happy Summer Vacation!

Regards
Principal
Ganga International School
Hiran Kudna, New Delhi



**GANGA INTERNATIONAL SCHOOL, HIRAN KUDNA
HOLIDAY HOMEWORK (2022-23)
CLASS I**

Homework Folder



Student _____



☺ Put the nouns in their correct boxes.

caterpillar

school

tree

sun

sister

dog

man

house

hat

ant

doctor

frog

gas station

family

zoo

pizza



People

Animals























Places



Things



INTERNATIONAL

SINGULAR (TUNGGAL)	PLURAL (JAMAK)
 <p>A ROBOT</p>	 <p>_____</p>
 <p>_____</p>	<p>TWO DOGS</p> 
 <p>A CAT</p>	<p>_____</p> 
 <p>_____</p>	<p>TWO DOLLS</p> 
 <p>A BIKE</p>	<p>_____</p> 
 <p>A CAR</p>	<p>_____</p> 
 <p>_____</p>	<p>THREE KITES</p> 
 <p>A BIRD</p>	<p>_____</p> 
 <p>_____</p>	<p>TWO BOOKS</p> 
 <p>A RABBIT</p>	<p>_____</p> 

Write the missing vowel.



C _ _ R



D _ _ CK



P _ _ G



B _ _ RD



B _ _ LL



S _ _ N



FR _ _ G




P _ _ N



SN _ _ W



F _ _ SH



W _ _ RM



R _ _ NG



H _ _ ME



L _ _ _ N



Z _ _ BR _ _



H _ _ _ RT

*Do reading practice of Headlines from newspaper daily.

* Gateway to good handwriting: Write one page to improve your handwriting

*Learn any one poem on any one of the following topics and prepare it for English Recitation. -

- i) Trees
- ii) Summer
- iii) Season
- iv) Bird
- v) Butterfly.

Do the given worksheets

Prepare the following charts according to your Roll.no.

Roll.no. - 1 to 5 One and Many

Roll.no. - 6 to 10 Use of A and An

Roll.no. - 11 to 15 Describing Words

Roll.no. - 16 to 20 Action Words

Roll.no. - 21 to 25 Preposition
(in, on, behind, under, near)

Roll.no. - 26 to 30 This, That, These, Those

Roll.no. - 31 to 36 Is, Am, Are, Has, Have

हिन्दी

बिना मात्रा के शब्द

४ अक्षर वाले रिक्त स्थान भरें



बर___



अद___



शर___



कस___



गर___



थर___



टम___



अच___



अज___



शल___



गप___




तर___

'आ' मात्रा अनुच्छेद

चित्रों के नाम लिखकर अनुच्छेद पूरा करो।

(अध्यापिका / अभिभावक पढ़कर मदद करें।)

एक  था। घर की 
..... पर  के पेड़ की छाया
थी। राम छाया में बैठकर 
पढ़ता था। एक बार एक 
राम के ऊपर गिरा। राम के 
खराब हो गए। राम  पर
जाकर नहाया। फिर 
छा गए। पानी बरसा। राम ने बारिश में
एक  रख दिया। टब
भर गया।



प्रश्न) रिक्त स्थानों में सही शब्द छाँटकर भरिए-

- क) शशि बाजार से _____ ला। (मिठाई / हिरन)
- ख) _____ दाना खाकर उड़ गई। (बछिया / चिड़िया)
- ग) आज _____ खत लाया। (डाकिया/ किसान)
- घ) शिखा _____ पढ़। (सितार / किताब)
- ङ) हम कल लाल _____ गए। (किला / खिला)
- च) सविता जल का _____ भरकर ला। (डलिया / गिलास)
- छ) निधि _____ पर बैठ। (विमान / टिकट)
- झ) इला _____ बजा। (गिटार / तिनका)


तमसो मा ज्योतिर्गमय

ई की मात्रा

गोले में दिए गए अक्षर को बाहर दिए गए अक्षरों के साथ जोड़कर शब्द बनाओ।

1.

1. ईख
2. _____
3. _____
4. _____
5. _____



2.

1. कीट
2. _____
3. _____
4. _____
5. _____

6.

1. चील
2. _____
3. _____
4. _____
5. _____

3.

1. खीर
2. _____
3. _____
4. _____
5. _____

7.

1. छीका
2. _____
3. _____
4. _____
5. _____

4.

1. गीला
2. _____
3. _____
4. _____
5. _____

8.

1. जीरा
2. _____
3. _____
4. _____
5. _____

वर्ण शब्द

नीचे दिए गए वर्णों से दो - दो शब्द लिखो।

झ -

ल्ल -

त्त -

म्म -

प्र -

तुकांत शब्द

दो - दो तुकांत शब्द लिखिए।

रेल -

गाड़ी -

मग -

राम -

पपीता -

नारी -


EVS


Body parts crossword


Across


1. a _ _ 

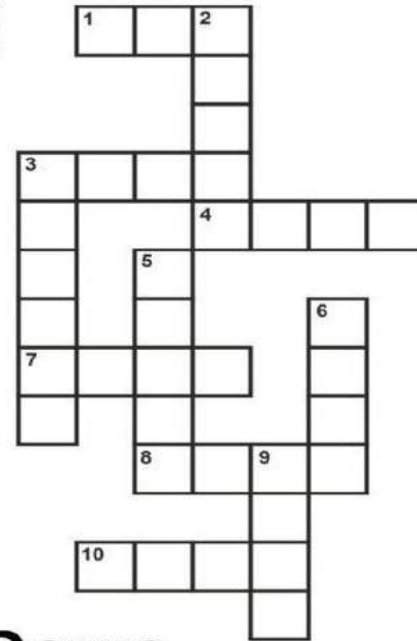
3. f _ _ t 

4. h _ i _ 

7. e _ _ s 

8. h _ _ d 

10. e _ r _ 



Down

2. m _ _ t _ 

3. f _ _ g _ r 

5. t _ _ th 

6. h _ _ d 

9. n _ s _ 

My Body

Tick the correct option



- A We have two / three legs.
- B We write with our hands / legs.
- C Our eyes are on chin / face.
- D We smell with our nose / ears.
- E We walk with our legs / hands.

Fill in the blanks

- A Our helps us to smell.
- B Our helps us to taste.
- C Our skin helps us to
- D Our help us to hear.
- E Our eyes help us to

Match the followings

- A Eyes
- B Ears
- C Nose
- D Hand
- E Tongue
- F Legs



• Circle the body part you use when you -

1) Get the smell of popcorn being made.



2) See it being made.



3) You can hear it pop.




4) You feel that it is too hot !



5) You eat the popcorn !



• Solve the puzzle.

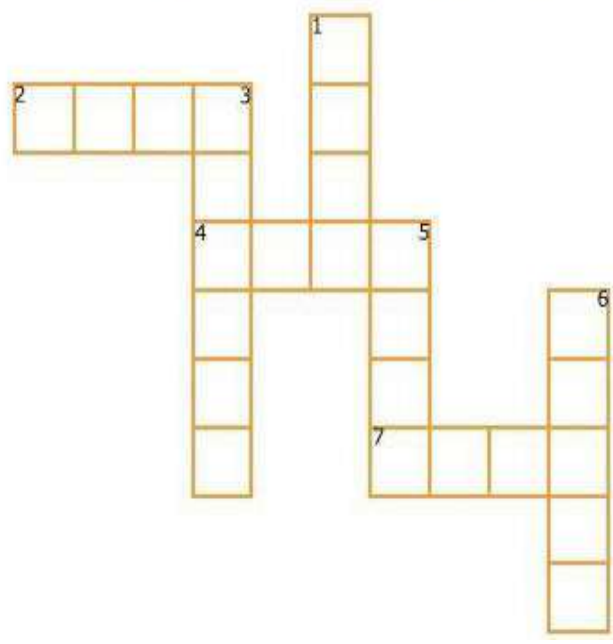


Across

- 2. Help us to stand
- 4. Helps us to smell
- 7. Helps us to feel

Down

- 1. Help us to hear
- 3. Helps us to taste
- 5. Help us to see
- 6. Help us to hold



TOPIC – Keeping Clean

Fill in the blanks with the help of picture clues and help box:

Tooth Brush	Soap	Hanky	Water
Tooth Paste	Towel	Nail- cutter	Comb

1. we use _____
to clean our body.



and _____



2. we use _____



to cut short our nails.

3. we use _____



to keep our hair tidy.

4. we use a _____



to blow our nose.

5. we use clean _____



to wipe our body.

6. we use _____



and _____



to clean our teeth.

GOOD HABITS AND GOOD DEEDS ARE ESSENTIAL FOR A HAPPY LIFE

Choose any one topic from the Value Education Topics given below: -

- (a) I Love My Family**
- (b) Not Wasting Food**
- (c) Care for Animals**
- (d) Being Polite**
- (e) Safety**

- Perform a deed that depicts the value chosen by you.**
- Click a photograph of you performing the deed.**
- Paste the photograph on a coloured A4 sheet.**
- * Do the worksheets given**
- * Prepare the following charts according to your roll.no.**

Roll.no. - 1 to 5 My Sense Organs and Our Neighbourhood
Roll.no. - 6 to 10 Looking After My Body and My School


Roll.no. - 11 to 15 My Family and People Who Help Us

Roll.no. - 16 to 20 We Help One Another and Festivals

**Roll.no. - 21 to 25 Clothes We Wear and Plants
around Us**

**Roll.no. - 26 to 30 Food We Eat and Animals
Around Us**

Roll.no. - 31 to 36 We Need Shelter and Transport



Maths

Write correct Number Names of the following numbers

10

19

2

7

3

12

18

1

15

4

11

8

5

13

9

16

20

6

14

17

three

twelve

two

twenty

seventeen

four

sixteen

fourteen

eleven

six

ten

nineteen

one

thirteen

eighteen

seven

eight

nine

five

fifteen

Arrange the Numbers from greatest to least

10	20	6	14	11
----	----	---	----	----

--	--	--	--	--

19	11	14	8	17
----	----	----	---	----

--	--	--	--	--

18	5	20	16	12
----	---	----	----	----

--	--	--	--	--

18	12	15	7	3
----	----	----	---	---

--	--	--	--	--

17	13	1	9	15
----	----	---	---	----

--	--	--	--	--

Arrange the Numbers from least to greatest

7	19	10	15	12
---	----	----	----	----

--	--	--	--	--

18	1	13	5	17
----	---	----	---	----

--	--	--	--	--

10	20	6	18	15
----	----	---	----	----

--	--	--	--	--

16	12	1	20	19
----	----	---	----	----

--	--	--	--	--

17	5	13	10	9
----	---	----	----	---



--	--	--	--	--

Addition - Count the objects, write the numbers and find the sum (1-10)





+

=



+

=



+

=



+

=



+

=

Subtract and write the correct number in the box



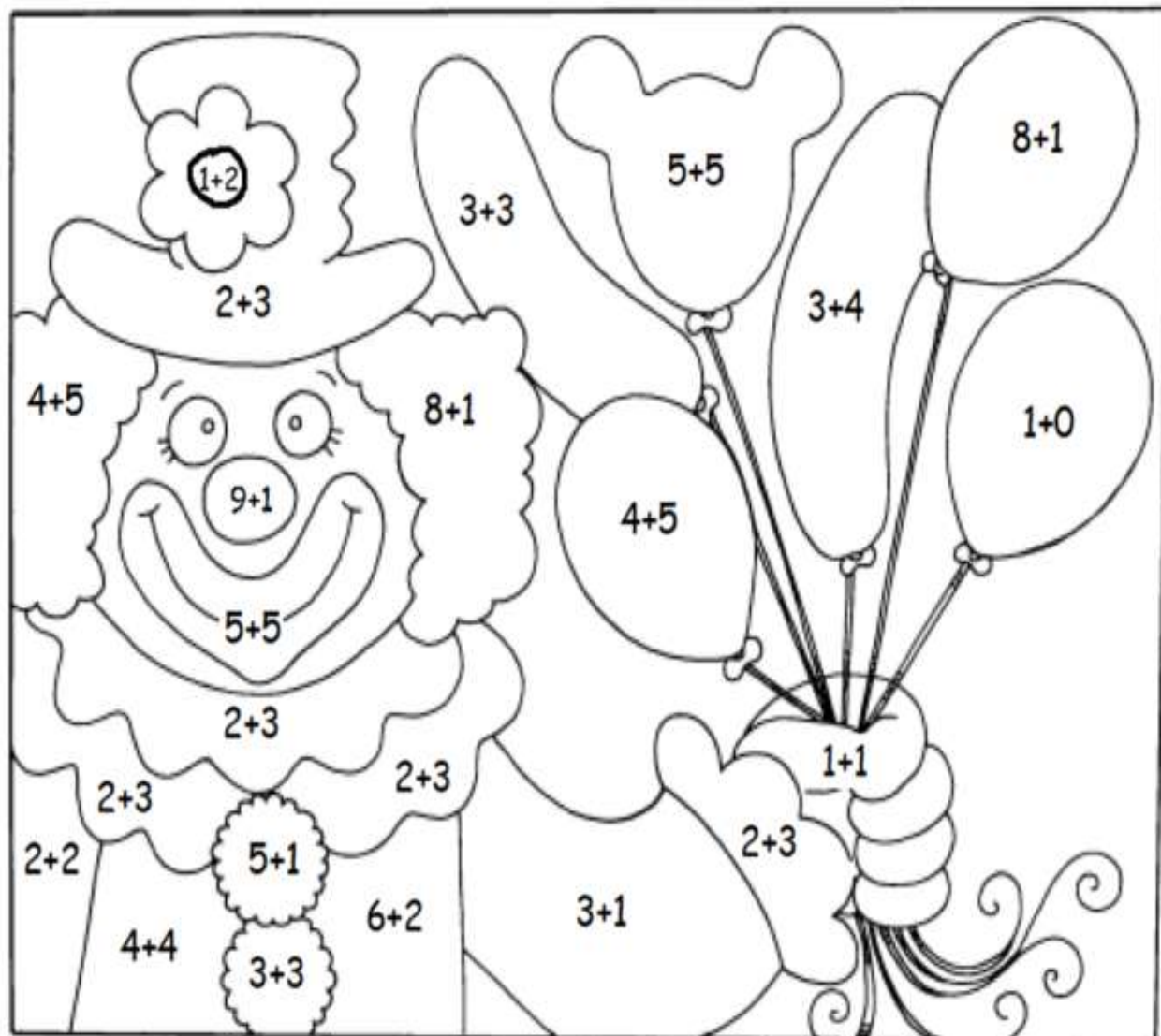
$5 - 1 =$ <input type="text"/>	$6 - 1 =$ <input type="text"/>
$5 - 3 =$ <input type="text"/>	$7 - 2 =$ <input type="text"/>
$5 - 2 =$ <input type="text"/>	$9 - 1 =$ <input type="text"/>
$7 - 1 =$ <input type="text"/>	$1 - 0 =$ <input type="text"/>
$6 - 3 =$ <input type="text"/>	$3 - 1 =$ <input type="text"/>
$6 - 2 =$ <input type="text"/>	$8 - 2 =$ <input type="text"/>
$8 - 1 =$ <input type="text"/>	$8 - 3 =$ <input type="text"/>
$3 - 2 =$ <input type="text"/>	$3 - 3 =$ <input type="text"/>
$4 - 3 =$ <input type="text"/>	$4 - 2 =$ <input type="text"/>
$2 - 2 =$ <input type="text"/>	$1 - 1 =$ <input type="text"/>

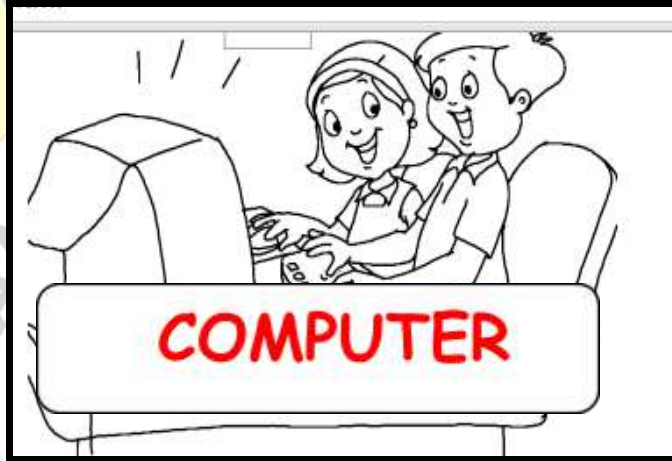
Clowning Around

Directions: Add. Color the picture using the color code.

Color Code

1	2	3	4	5	6	7	8	9	10
pink	white	black	brown	purple	green	blue	orange	yellow	red





1. Revise Lesson-1
2. Do the given worksheet in a thin Scrap book and mention your name, class, section and admission no. clearly on the top.
3. Take printouts wherever required.

WORKSHEET

Class: I Sec: ___ Name: _____ Date: ___ Roll No: _






1. With the help of your parents, draw pictures of any two natural things and two man made things in the spaces given below.

Man Made Things	Natural Things
तमसो मा	ज्योतिर्गमय

--	--

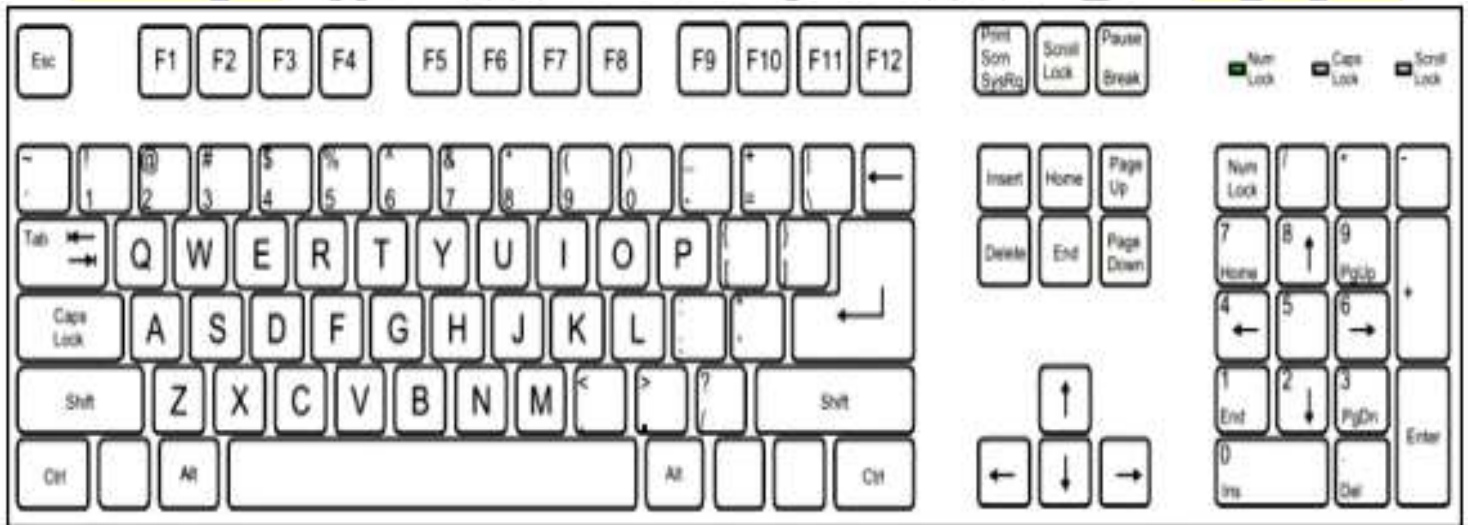
3. Choose the correct word for each of the following pictures and write it in the space given just below the picture.

[Printer, Keyboard, Mouse, Monitor, CPU. Microphone]

a.		
b.		
c.		
d.		
e.		

4. Fill Colour in the given picture of the keyboard.

- a. The ENTER key with Green colour
- b. The SPACEBAR with Yellow colour
- c. YOUR NAME with Blue colour
- d. YOUR ROLL NUMBER with Red colour
- e. FATHER'S phone number with Orange colour



5. Let's try our hands at art- Make beautiful charts on pastel sheet according to the Roll No. given:

- 1-10- Machine that run on human power (any five)
- 11-20 Machine that runs on electricity (any five)
- 21-30 Machine that runs on battery (any five)
- 31 onwards Machine that runs on fuel (any five)

तमसो मा ज्योतिर्गमय

Kids at work

Food Pictionary –Create a food Pictionary; use half of a A4 sheet for each picture. Write the name of the food under the picture. Punch the sheets, arrange them in alphabetical order and tie them together with a ribbon.

Let's have some fun online

Explore the given sites and learn through games.

Copy the link on the web browser -

<https://www.oxfordowl.co.uk/forhome/advice-for-parents/maths-at-home/maths-skills-ages-5-6/>

- Click on Maths.
- Open Maths games and activities.
- Type your name and start playing any game.
- Play minimum 2 games.
- After successfully completing the games take the print out of the completion certificate (shown in picture) and attach with your holiday home work.

Create / display a science project/ experiment of your choice.

Look at the given videos to get some innovative ideas.

Copy the given link on the web browser and let the fun

तमसो मा ज्योतिर्गमय

HURRAY! IT'S TIME FOR FUN AND PLAY!

IT'S TIME FOR HOLIDAYS!!

Longer days and shorter nights

Dark shades & brighter lights

Favorite music & best friends

Keep away pencils, keep away pens.

Make these days the time of
your life And make the nights

just as right This time only
comes once a year

So live it up without inhibition and fear.

This summer break try and make a
difference.

**HAPPY
SUMMER
VACATION!**